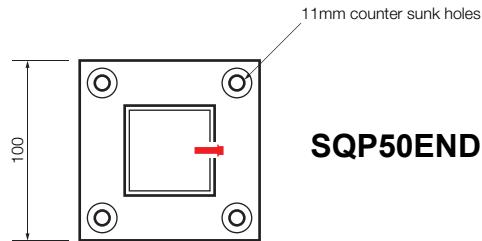
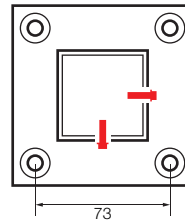


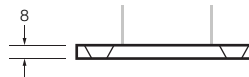
SQP50INT1000



SQP50END1000



SQP50CNR1000



BASE PLATE SIDE DETAIL

PRODUCT TYPE/

**Square Stainless Steel Tube
50.8mm w/ Base Plate Cover**

TECHNICAL DETAILS/

- 50.8mm square tube
- Wall thickness 1.6mm
- Posts with welded base + cover plate
- 316L Stainless Steel

CODE

SQP50INT1000

SQP50END1000

SQP50CNR1000

DESCRIPTION

180° intermediate post

End post

90° corner post

AVAILABLE FINISHES/

- Polished
- Satin